

# MORTICE LOCKS FOR ALUMINIUM DOORS

## European profile cylinder mortice locks



### Technical features:

- ZINC-plated case
- ZINC-plated STAINLESS STEEL faceplate (fin.20)
- Nickel-plated roller and deadbolt
- Nickel-plated reversible latch
- 10 to 16 mm adjustable latch
- 10 mm thick centred deadbolt (44660 - 44670 - 44680 series)
- Case cover to protect against dirt and chips

### Supplied as standard:

- Cylinder fixing screw

### On request:

- Special strike plates (see Vademecum)

### Hand:

0 = ambidestra

Cylinder to be ordered separately



TYPE	DESCRIPTION	Throws	Centre distance	Faceplate	Backset	UNIT WEIGHT	NO. PIECES	ITEM			
								Type	Dim.	Hand	Fin.
	<ul style="list-style-type: none"> <li>• 10 to 16 mm adjustable latch bolt only (backset 21 mm 10 ÷ 13 mm)</li> <li>• ZINC-plated faceplate 22x3</li> </ul>	85	22	21	0,320	1	1 44650	20	0		
		85	22	25	0,350	1	1 44650	25	0		
		85	22	30	0,380	1	1 44650	30	0		
		85	22	35	0,410	1	1 44650	35	0		
	<ul style="list-style-type: none"> <li>• 10 to 16 mm adjustable latch bolt only (backset 21 mm 10 ÷ 13 mm)</li> <li>• Stainless steel faceplate 22x3</li> </ul>	85	22	21	0,320	1	1 44650	20	0	20	
		85	22	25	0,350	1	1 44650	25	0	20	
		85	22	30	0,380	1	1 44650	30	0	20	
		85	22	35	0,410	1	1 44650	35	0	20	
	<b>Replacing 44620 series</b> <ul style="list-style-type: none"> <li>• Deadbolt and 10 to 16 mm adjustable latch (backset 21 mm 10 ÷ 13 mm)</li> <li>• ZINC-plated faceplate 22x3</li> </ul>	1	85	22	21	0,400	1	1 44660	20	0	
		1	85	22	25	0,430	1	1 44660	25	0	
		1	85	22	30	0,460	1	1 44660	30	0	
		1	85	22	35	0,490	1	1 44660	35	0	
	<ul style="list-style-type: none"> <li>• Deadbolt and 10 to 16 mm adjustable latch (backset 21 mm 10 ÷ 13 mm)</li> <li>• Stainless steel faceplate 22x3</li> </ul>	1	85	22	21	0,400	1	1 44660	20	0	20
		1	85	22	25	0,430	1	1 44660	25	0	20
		1	85	22	30	0,460	1	1 44660	30	0	20
		1	85	22	35	0,490	1	1 44660	35	0	20
	<b>Replacing 44625 series</b> <ul style="list-style-type: none"> <li>• Deadbolt and 10 to 16 mm adjustable latch (backset 21 mm 10 ÷ 13 mm)</li> <li>• ZINC-plated faceplate 22x3</li> </ul>	2	85	22	21	0,420	1	1 44665	20	0	
		2	85	22	25	0,450	1	1 44665	25	0	
		2	85	22	30	0,480	1	1 44665	30	0	
		2	85	22	35	0,510	1	1 44665	35	0	
	<b>Replacing 44630 series</b> <ul style="list-style-type: none"> <li>• Deadbolt and 2.5 to 14.5 mm adjustable roller</li> <li>• ZINC-plated faceplate 22x3</li> </ul>	1		22	21	0,370	1	1 44670	20	0	
		1		22	25	0,400	1	1 44670	25	0	
		1		22	30	0,430	1	1 44670	30	0	
		1		22	35	0,460	1	1 44670	35	0	
	<b>Replacing 44640 series</b> <ul style="list-style-type: none"> <li>• Deadbolt only</li> <li>• ZINC-plated faceplate 22x3</li> </ul>	1		22	21	0,320	1	1 44680	20	0	
		1		22	25	0,350	1	1 44680	25	0	
		1		22	30	0,380	1	1 44680	30	0	
		1		22	35	0,410	1	1 44680	35	0	



**Technical features:**

- Zinc-plated steel case
- Nickel-plated latch, roller and deadbolt
- Latch or reversible latch/bolt (where this is provided for)
- Voltage 12 V ac CE
- Current absorption 3,1A

**Supplied as standard:**

- Pair of nylon roses item 1.06012.01.0
- Lock and cylinder fixing screws
- Instruction sheet

**On request:**

- Special striker plates (see Vademecum)
- Cylinder with pin key series 02400
- Cylinder protective rose item 1.06460.00.0
- Mechanical control button item 1.06110.10.0

**Certification:**

- This lock series is certified according to the European standard pr EN 15685:14 (mechanical) e EN14846:08 (electric)
- Security class 4 (700 Kg side thrust and 500 Kg front thrust resistance)

**Hand:**

0 = Non-handed

Type	Description	Locking points	Throws	Centre Distance	Faceplate	Backset	Unit weight	Pieces	ITEM				
									Type	Dim.	Hand	Fin.	Pers.



- Black painted steel adjustable U-shaped faceplate 24 x 7 mm, 2,600 mm.  
upper adjustment 650 mm.  
lower adjustment 150 mm.
- 10.5 to 16.5 adjustable latch bolt and bolt
- 3 lateral deadbolts
- Faceplate cover nylon plugs
- 12 V ca CE

3	1	85	24	25	3,500	1	1	16425	25	0
3	1	85	24	30	3,500	1	1	16425	30	0
3	1	85	24	35	3,500	1	1	16425	35	0

- Stainless steel adjustable U-shaped faceplate 24 x 7 mm., 2,300 mm.  
upper adjustment 350 mm.  
lower adjustment 150 mm.
- 10.5 to 16.5 mm. adjustable latch and piston
- 3 lateral deadbolts
- 12 V ca CE

3	1	85	24	25	3,780	1	1	16625	25	0
3	1	85	24	30	3,800	1	1	16625	30	0
3	1	85	24	35	3,820	1	1	16625	35	0

Certification EN 14846:08

| 3 | X | 8 | A | 0 | F | 4 | 0 | 0 |

Type	Description	Locking points	Throws	Centre Distance	Faceplate	Backset	Unit weight 	Pieces 	ITEM			
									Type	Dim.	Hand	Fin. Spec.



- Black lacquered steel adjustable flat faceplate  
24 x 3 mm., 2.600 mm.  
upper adjustment 650 mm.  
lower adjustment 150 mm.
- 11 to 17 mm. adjustable latch
- 3 lateral deadbolts
- Nylon faceplate cover plugs

3	1	85	24	25	3,600	1	1	46525	25	0
3	1	85	24	30	3,500	1	1	46525	30	0
3	1	85	24	35	3,500	1	1	46525	35	0

- Stainless steel adjustable flat faceplate  
24 x 3 mm., 2.300 mm.  
upper adjustment 350 mm.  
lower adjustment 150 mm.
- 11 to 17 mm. adjustable latch
- 3 lateral deadbolts

3	1	85	24	25	3,600	1	1	46725	25	0
3	1	85	24	30	3,620	1	1	46725	30	0
3	1	85	24	35	3,640	1	1	46725	35	0

Certification pr EN 15685:14

| 3 | X | 8 | A | 0 | F | 4 | 0 | 0 |



- Black lacquered steel adjustable flat faceplate  
24 x 3 mm., 2.600 mm.  
upper adjustment 650 mm.  
lower adjustment 150 mm.
- 2.5 to 16.5 mm. adjustable roller
- 3 lateral deadbolts
- Nylon faceplate cover plugs

3	1	24	25	3,500	1	1	46550	25	0
3	1	24	30	3,500	1	1	46550	30	0
3	1	24	35	3,500	1	1	46550	35	0

- Stainless steel adjustable flat faceplate  
24 x 3 mm., 2.300 mm.  
upper adjustment 350 mm.  
lower adjustment 150 mm.
- 2.5 to 16.5 mm. adjustable roller
- 3 lateral deadbolts

3	1	24	25	3,600	1	1	46750	25	0
3	1	24	30	3,620	1	1	46750	30	0
3	1	24	35	3,640	1	1	46750	35	0

Certification pr EN 15685:14

| 3 | C | 8 | A | 0 | F | 4 | 0 | 0 |



**Technical features:**

- Zinc-plated steel case
- Stainless steel faceplate
- Nickel-plated latch, roller, bolt and hook bolt
- Latch or reversible latch/bolt (if this is provided for)
- Current absorption 3,1A
- Voltage 12 V ac CE

**Supplied as standard:**

- Set of faceplate spacers item 1.06141.65.0
- Lock and cylinder fixing screws
- Instruction sheet

**On request:**

- Special striker plates (see Vademecum)
- Cylinder protective rose item 1.06460.00.0
- Cylinder with pin key series 02400
- Mechanical control button item 1.06110.10.0
- Threaded bushing item 1.06290.05 for extension bolt

**Certification:**

- This lock series is certified according to the European standard EN 12209:16 - Security class 3 (500 Kg side thrust and 400 Kg front thrust resistance)
- Suitable for doors certified to EN1627:2011 up to WK/RC 2 resistance class

**Hand:**  
0 = Non-handed

**Cylinder to be ordered separately**  
**OE300**  
**(ASIX) series**



Type	Description	Throws	Centre Distance	Faceplate	Backset	Unit weight Kg	Pieces	ITEM			
								Type	Dim.	Hand	Fin.



- Only latch
- 10.5 to 16.5 mm. adjustable latch and piston
- Set of nylon roses item 1.06012.01.0

85	22	25	0,764	1	1	16205	25	0			
85	22	30	0,788	1	1	16205	30	0			
85	22	35	0,833	1	1	16205	35	0			

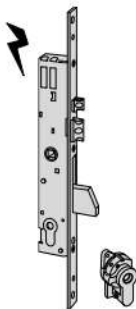
Certification EN 12209:16

| 3 | X | 8 | 0 | 0 | F | - | H |



- deadbolt and latch
- 10.5 to 16.5 mm. adjustable latch and piston
- Set of nylon roses item 1.06012.01.0

1	85	22	25	0,798	1	1	16215	25	0		
1	85	22	30	0,843	1	1	16215	30	0		
1	85	22	35	0,883	1	1	16215	35	0		



- Cross-key cylinder with 3 keys
- deadbolt and latch
- 10.5 to 16.5 mm. adjustable latch and piston
- Set of nylon roses item 1.06002.00.0

1	85	22	25	0,907	1	1	16217	25	0		
1	85	22	30	0,953	1	1	16217	30	0		
1	85	22	35	0,988	1	1	16217	35	0		



Type	Description	Throws	Centre Distance	Faceplate	Backset	Unit weight Kg	Pieces	ITEM			
								Type	Dim.	Hand	Fin.



- Deadbolt and latch
- 10.5 to 16.5 mm. adjustable latch and piston
- Set of nylon roses item 1.06012.01.0
- Pre-set for additional locking points
- Threaded pivots for fixing extension bolts
- ON REQUEST:  
Internal ragged extension bolts item 1.06441.00.0  
Internal straight extension bolts item 1.06441.10.0  
Internal extension bolts item 1.06441.20.0  
Pair of external bolt connectors item 1.06442.00.0  
extension bolts operated by internal rods item 1.06443.00.0  
extension bolts operated by external rods item 1.06443.05.0

1	85	22	25	0,863	1	1	16225	25	0
1	85	22	30	0,908	1	1	16225	30	0
1	85	22	35	0,953	1	1	16225	35	0

Certification EN 12209:16 (For 16215 - 16225)

| 3 | X | 8 | 0 | 0 | F | 3 |



- Cross-key cylinder with 3 keys
- deadbolt and latch
- 10.5 to 16.5 mm. adjustable latch and piston
- Pre-set for additional locking points
- Set of nylon roses item 1.06002.00.0
- Threaded pivots for fixing extension bolts
- ON REQUEST:  
Internal ragged extension bolts item 1.06441.00.0  
Internal straight extension bolts item 1.06441.10.0  
Internal extension bolts item 1.06441.20.0  
External bolt connectors item 1.06442.00.0  
extension bolts operated by internal rods item 1.06443.00.0  
extension bolts operated by external rods item 1.06443.05.0

1	85	22	25	0,953	1	1	16227	25	0
1	85	22	30	1,014	1	1	16227	30	0
1	85	22	35	1,059	1	1	16227	35	0

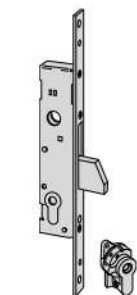


- deadbolt only
- Set of nylon roses item 1.06012.01.0

1	22	25	0,575	12	1	46210	25	0
1	22	30	0,605	12	1	46210	30	0
1	22	35	0,560	12	1	46210	35	0

- AS ABOVE
- U-shaped faceplate 24x5 mm
- Pair of spacers 3 and 5 mm

1	24	25	0,545	12	1	46213	25	0
1	24	30	0,575	12	1	46213	30	0
1	24	35	0,560	12	1	46213	35	0



- Cross-key cylinder with 3 keys
- deadbolt only
- Set of nylon roses item 1.06002.00.0

1	22	25	0,650	12	1	46212	25	0
1	22	30	0,670	12	1	46212	30	0
1	22	35	0,690	12	1	46212	35	0

Type	Description	Throws	Centre Distance	Faceplate	Backset	Unit weight Kg	Pieces	ITEM			
								Type	Dim.	Hand	Fin.



- Cross-key cylinder with 3 keys
- deadbolt and latch
- 11 to 17 mm. adjustable latch
- Set of nylon roses item 1.06002.00.0

1	85	22	25	0,730	12	1	46217	25	0
1	85	22	30	0,740	12	1	46217	30	0
1	85	22	35	0,770	12	1	46217	35	0



- deadbolt and latch
- 11 to 17 mm. adjustable latch bolt
- Pre-set for additional locking points
- Set of nylon roses item 1.06012.01.0
- Threaded pivots for fixing extension bolts
- ON REQUEST:
  - Internal cranked extension bolts item 1.06441.00.0
  - Internal straight extension bolts item 1.06441.10.0
  - Internal extension bolts item 1.06441.20.0
  - External bolt connectors item 1.06442.00.0
  - extension bolts operated by internal rods item 1.06443.00.0
  - extension bolts operated by external rods item 1.06443.05.0
  - Internal extension rods hook side deadbolts item 1.06443.41.0
  - External extension rods hook side deadbolts item 1.06443.46.0

1	85	22	25	0,680	12	1	46225	25	0
1	85	22	30	0,725	12	1	46225	30	0
1	85	22	35	0,730	12	1	46225	35	0

Certification EN 12209:16 (for 46215 - 46218 - 46219 - 46225)

| 3 | X | 8 | 0 | 0 | F | 3 | H |



- Cross-key cylinder with 3 keys
- deadbolt and latch
- 11 to 17 mm. adjustable latch
- Pre-set for additional locking points
- Set of nylon roses item 1.06002.00.0
- Threaded pivots for fixing extension bolts
- ON REQUEST:
  - Internal ragged extension bolts item 1.06441.00.0
  - Internal straight extension bolts item 1.06441.10.0
  - External bolt connectors item 1.06442.00.0
  - extension bolts operated by internal rods item 1.06443.00.0
  - extension bolts operated by external rods item 1.06443.05.0
  - Internal extension rods hook side deadbolts item 1.06443.41.0
  - External extension rods hook side deadbolts item 1.06443.46.0

1	85	22	25	0,750	12	1	46227	25	0
1	85	22	30	0,790	12	1	46227	30	0
1	85	22	35	0,790	12	1	46227	35	0

Type	Description	Throws	Centre Distance	Faceplate	Backset	Unit weight 	Pieces 	ITEM			
								Type	Dim.	Hand	Fin.



- deadbolt and roller
- 2.5 to 16.5 mm. adjustable roller
- Set of nylon roses item 1.06012.01.0
- ON REQUEST:  
Stainless steel faceplate 25x3 mm with aligned fixing holes (pers. V V)
- AS ABOVE
- U-shaped faceplate 24x5 mm
- Pair of spacers 3 and 5 mm

1	22	25	0,600	12	1	46230	25	0
1	22	30	0,640	12	1	46230	30	0
1	22	35	0,665	12	1	46230	35	0
1	24	25	0,600	12	1	46233	25	0
1	24	30	0,610	12	1	46233	30	0
1	24	35	0,635	12	1	46233	35	0



- deadbolt and roller
- 2.5 to 16.5 mm. adjustable roller
- Pre-set for additional locking points
- Set of nylon roses item 1.06012.01.0
- Threaded pivots for fixing extension bolts
- ON REQUEST:  
Internal ragged extension bolts item 1.06441.00.0  
Internal straight extension bolts item 1.06441.10.0  
Internal extension bolts item 1.06441.20.0  
External bolt connectors item 1.06442.00.0  
extension bolts operated by internal rods item 1.06443.00.0  
extension bolts operated by external rods item 1.06443.05.0

1	22	25	0,660	12	1	46250	25	0
1	22	30	0,690	12	1	46250	30	0
1	22	35	0,715	12	1	46250	35	0

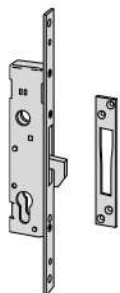
Certification EN 12209:16  
(For 46230 - 46233 - 46250)

| 3 | C | 8 | 0 | 0 | F | 3 | H |



- Cross-key cylinder with 3 keys
- deadbolt and latch
- 2.5 to 16.5 mm. adjustable roller
- Pre-set for additional locking points
- Set of nylon roses item 1.06002.00.0
- Threaded pivots for fixing extension bolts
- ON REQUEST:  
Internal ragged extension bolts item 1.06441.00.0  
Internal straight extension bolts item 1.06441.10.0  
External bolt connectors item 1.06442.00.0  
extension bolts operated by internal rods item 1.06443.00.0  
extension bolts operated by external rods item 1.06443.05.0

1	22	25	0,730	12	1	46252	25	0
1	22	30	0,760	12	1	46252	30	0
1	22	35	0,790	12	1	46252	35	0



- Laminar steel hook
- Set of nylon roses item 1.06012.01.0
- Zinc plated steel strikier item 1.06459.01.0

1	22	25	0,610	12	1	46240	25	0
1	22	30	0,640	12	1	46240	30	0
1	22	35	0,660	12	1	46240	35	0

Type	Description	Throws	Centre Distance	Faceplate	Backset	Unit weight Kg	Pieces	ITEM			
								Type	Dim.	Hand	Fin.



- Laminar steel hook
- Pre-set for additional locking points
- Set of nylon roses item 1.06012.01.0
- Threaded pivots for fixing extension bolts
- Zinc plated steel striker item 1.06459.01.0
- ON REQUEST:  
Internal ragged extension bolts item 1.06441.00.0  
Internal straight extension bolts item 1.06441.10.0  
External bolt connectors item 1.06442.00.0  
Internal extension rods hook side deadbolts item 1.06443.41.0  
External extension rods hook side deadbolts item 1.06443.46.0

1	22	25	0,655	12	1	46260	25	0			
1	22	30	0,650	12	1	46260	30	0			
1	22	35	0,740	12	1	46260	35	0			



- No frontal closure
- Pre-set for additional locking points
- Set of nylon roses item 1.06012.01.0
- Threaded pivots for fixing extension bolts
- ON REQUEST:  
Internal ragged extension bolts item 1.06441.00.0  
Internal straight extension bolts item 1.06441.10.0  
External bolt connectors item 1.06442.00.0  
Internal extension rods hook side deadbolts item 1.06443.41.0  
External extension rods hook side deadbolts item 1.06443.46.0

	22	25	0,580	12	1	46270	25	0			
	22	30	0,580	12	1	46270	30	0			
	22	35	0,605	12	1	46270	35	0			





# Multitop PRO

**Technical features:**

- Gear-operated system
- Case 15.5 mm thick
- **Off-phase prevention system**
- Zinc-plated die-cast alloy case
- Zinc-plated steel case cover
- Latch interchangeable with nickel-plated roller and deadbolt
- 4th and 5th locking point pre-setting

**Supplied as standard:**

- Set of nylon roses 1.06012.01.0
- Lock and cylinder fixing screws
- Instruction sheet

**On request:**

- Special striker plates (see Vademecum)
- "MODULAR" roller item 1.06000.00.0
- Cylinder protective rose item 1.06460.05.0

- Mechanical control button item 1.06110.15.0
- Extension bolts for 4th and 5th locking points item 1.06449.10 - 1.06449.11
- Threaded pin for extension bolts with external rods item 1.06449.05.0

**Certification:**

- This lock series is certified according to the European standard pr EN 15685:14 - (mechanically operated locks) e EN 14846:08 (electrically operated locks) - grade 6 Security (1,000 Kg side load and 600 Kg front thrust)
- Grade 7 Security with a drill-resistant plate series 06436
- Suitable for doors certified to EN 1627:2011 up to resistance class WK/RC 4

**Hand:**  
0 = Non-handed

**Cylinder to be ordered separately**  
**OE300 (ASIX) series**



Type	Description	Locking points	Throws	Centre Distance	Faceplate	Backset	Unit weight 	Pieces 	ITEM				
									Type	Dim.	Hand	Fin.	Pers. Spec.



**• 85 MM CENTRE DISTANCE**

- Black painted steel U-shaped adjustable faceplate 24x7 mm, 2300 mm.
- top adjustment 350 mm.
- bottom adjustment 150 mm.
- 10.5 to 16.5 adjustable latch and deadbolt. **"deadlocking"**
- 3 lateral deadbolts
- Faceplate cover nylon plugs
- CE 12 V ac voltage
- Absorbed current 3.1 A
- ON REQUEST:
- Top extension kit for doors up to 3000 mm high item 1.06444.47.0

3	2	85	24	25	3,520	1	1	<b>19426 25 0</b>				
3	2	85	24	30	3,580	1	1	<b>19426 30 0</b>				
3	2	85	24	35	3,640	1	1	<b>19426 35 0</b>				
3	2	85	24	40	3,700	1	1	<b>19426 40 0</b>				

- Black painted steel U-shaped adjustable faceplate 24x5 mm, 2300 mm.
- top adjustment 350 mm.
- bottom adjustment 150 mm.
- 10.5 to 16.5 adjustable latch and deadbolt. **"deadlocking"**
- 3 lateral deadbolts
- CE 12 V ac voltage
- Absorbed current 3.1 A
- ON REQUEST:
- Top extension kit for doors up to 3000 mm high item 1.06444.46.0

3	2	85	24	25	3,520	1	1	<b>19436 25 0</b>				
3	2	85	24	30	3,580	1	1	<b>19436 30 0</b>				
3	2	85	24	35	3,640	1	1	<b>19436 35 0</b>				
3	2	85	24	40	3,700	1	1	<b>19436 40 0</b>				

- Black painted steel U-shaped adjustable faceplate 24x7 mm, 2300 mm.
- top adjustment 350 mm.
- bottom adjustment 150 mm.
- 10.5 to 16.5 adjustable latch and deadbolt. **"deadlocking"**
- 3 lateral deadbolts
- CE 12 V ac voltage
- Absorbed current 3.1 A
- ON REQUEST:
- Top extension kit for doors up to 3000 mm high item 1.06444.67.0

3	2	85	24	25	3,520	1	1	<b>19626 25 0</b>				
3	2	85	24	30	3,580	1	1	<b>19626 30 0</b>				
3	2	85	24	35	3,640	1	1	<b>19626 35 0</b>				
3	2	85	24	40	3,700	1	1	<b>19626 40 0</b>				

- Black painted steel U-shaped adjustable faceplate 24x5 mm, 2300 mm.
- top adjustment 350 mm.
- bottom adjustment 150 mm.
- 10.5 to 16.5 adjustable latch and deadbolt. **"deadlocking"**
- 3 lateral deadbolts
- CE 12 V ac voltage
- Absorbed current 3.1 A
- ON REQUEST:
- Top extension kit for doors up to 3000 mm high item 1.06444.66.0

3	2	85	24	25	3,520	1	1	<b>19636 25 0</b>				
3	2	85	24	30	3,580	1	1	<b>19636 30 0</b>				
3	2	85	24	35	3,640	1	1	<b>19636 35 0</b>				
3	2	85	24	40	3,700	1	1	<b>19636 40 0</b>				

Type	Description	Locking points	Throws	Centre Distance	Faceplate	Backset	Unit weight 	Pieces 	ITEM			
									Type	Dim.	Hand	Fin.



**• 85 MM CENTRE DISTANCE**

- Black painted steel U-shaped adjustable faceplate 24x3 mm, 2300 mm.
- top adjustment 350 mm.
- bottom adjustment 150 mm.
- 11 to 17 mm adjustable latch.
- 3 lateral deadbolts
- Faceplate cover nylon plugs
- ON REQUEST:
- Top extension kit for doors up to 3000 mm high item 1.06444.56.0

3	2	85	24	25	3,310	1	1	49526	25	0
3	2	85	24	30	3,370	1	1	49526	30	0
3	2	85	24	35	3,430	1	1	49526	35	0
3	2	85	24	40	3,490	1	1	49526	40	0

- Stainless steel flat adjustable faceplate 24x3 mm, 2300 mm.
- top adjustment 350 mm.
- bottom adjustment 150 mm.
- 11 to 17 mm adjustable latch.
- 3 lateral deadbolts
- ON REQUEST:
- Top extension kit for doors up to 3000 mm high item 1.06444.76.0

3	2	85	24	25	3,310	1	1	49726	25	0
3	2	85	24	30	3,370	1	1	49726	30	0
3	2	85	24	35	3,430	1	1	49726	35	0
3	2	85	24	40	3,490	1	1	49726	40	0

**92 MM CENTRE DISTANCE**

- Stainless steel flat adjustable faceplate 24x3 mm, 2300 mm.
- top adjustment 350 mm.
- bottom adjustment 150 mm.
- 11 to 17 mm adjustable latch.
- 3 lateral deadbolts
- ON REQUEST:
- Top extension kit for doors up to 3000 mm high item 1.06444.76.0

3	2	92	24	25	3,310	1	1	49728	25	0
3	2	92	24	30	3,370	1	1	49728	30	0
3	2	92	24	35	3,430	1	1	49728	35	0
3	2	92	24	40	3,490	1	1	49728	40	0



- Modular roller for locks 49000 series adjustable from 2.5 to 15.5 mm
- Supplied as standard: nylon inserts item 1.06141.70/71/86.0

0,060	12	1	06000	00	0
-------	----	---	-------	----	---

**• ADJUSTABLE METAL STRIKER**

- for central lock: for divertor (pc.2)
- 1.06463.05.0 1.06465.05.0
- 1.06463.16.0 1.06465.06.0
- 1.06463.17.0 1.06465.07.0
- 1.06463.31.0 1.06465.21.0
- 1.06463.32.0 1.06465.22.0
- 1.06463.33.0 1.06465.23.0
- 1.06463.34.0 1.06465.24.0
- 1.06463.35.0 1.06465.25.0
- 1.06461.07.0 1.06461.12.0
- 1.06461.17.0 1.06461.22.0
- 1.06461.30.0 1.06461.34.0
- 1.06461.35.0 1.06461.39.0

prEN 15685:14 Certification

| 3 | X | 9 | A | 0 | G | 6/7 | 0 | 1 | 3 |



**Technical features:**

- Steel case with zinc coating
- Top/bottom-adjustable stainless steel faceplate
- Adjustable nickel-plated anti-picking latchbolt and bolt
- Nickel-plated deadbolt
- Square spindle, 8 mm
- DIN holes for handle plate installation

**On request:**

- European profile cylinder
- Adjustable metal striker
- Cylinder protective rose item 1.06460-05-0
- For panic exit doors (UNI EN 1125) panic exit device series 59607 + bar series 07007 or 59711-00/01
- For emergency exit (UNI EN 179)
- Handle item 1.07070.66.0.B1

- Safety lock series 43295 for double leaf doors
- Electric handle item 1.07074-71-0 (A function only)
- Rose item 1.06473-20/30-0-B1
- Square spindle, 8 mm item 1.07206-00-0 (L=100 mm)
- Electric strikers series 15100, 15200

**Standards:**

- UNI EN 179
- UNI EN 1129
- pr EN 15685:14
- Suitable for doors certified to EN 1627:2011 up to WK/RC 4 resistance class
- EN 12209:16 (1 locking point)
- prEN15685:14 (3 locking point)

**Hand:**  
0 = Non-handed

**Cylinder to be ordered separately**



# SikurExit

Type	Description	Spindle hole	Locking points	Throws	Centre Distance	Faceplate	Backset	Unit weight Kg	Pieces	ITEM			
										Type	Dim.	Hand	Fin.



- FOR 1- AND 2-LEAF DOORS
- Stainless steel adjustable flat faceplate, 24x3 mm - height 2,300 mm
  - top adjustment 350 mm
  - bottom adjustment 150 mm
- Adjustable latch bolt (11 to 17 mm) with antipicking system
- 3 lateral deadbolts
- Hold-open device in the version 43725
- Pair of nylon roses item 1.06012-01-0
- Lock, rose and cylinder fixing screws
- Plug for closing the deadbolt hole on 1-leaf door
- Instruction sheet
- 3 certificates

**• FUNCTION TYPE A**

- Inside:
  - Panic exit device to open
  - Key to close with the deadbolt
- Outside:
  - Key to operate the latch and the deadbolt

**• FUNCTION TYPE D**

- Inside:
  - Panic exit device to open
  - key to close with the deadbolt
- Outside:
  - Key to close with the deadbolt
  - The handle can operate the latch bolt, with the deadbolt withdrawn

**• FUNCTION TYPE B**

- Inside:
  - Panic exit device to open
  - Key to close with the deadbolt and enable/disable the outside handle to operate the latch bolt
- Outside:
  - Key to close with the deadbolt and enable/disable the outside handle to operate the latch bolt

8	3	2	92	24	30	3,440	1	1	43725 30 0
8	3	2	92	24	35	3,440	1	1	43725 35 0
8	3	2	92	24	40	3,440	1	1	43725 40 0
8	3	2	92	24	45	3,440	1	1	43725 45 0

8	3	2	92	24	30	3,440	1	1	43735 30 0
8	3	2	92	24	35	3,440	1	1	43735 35 0
8	3	2	92	24	40	3,440	1	1	43735 40 0
8	3	2	92	24	45	3,440	1	1	43735 45 0



Type	Description	Spindle hole	Locking points	Throws	Centre Distance	Faceplate	Backset	Unit weight Kg	Pieces	ITEM			
										Type	Dim.	Hand	Fin.



- FOR 1- AND 2-LEAF DOORS
- Stainless steel adjustable flat faceplate, 24x5 mm - height 2,300 mm
  - top adjustment 350 mm
  - bottom adjustment 150 mm
- Adjustable latch bolt (11 to 17 mm) with antipicking system
- 3 lateral deadbolts
- Hold-open device in the version 43825
- Pair of nylon roses item 1.06012-01-0
- Lock, rose and cylinder fixing screws
- Plug for closing the deadbolt hole on 1-leaf door
- Instruction sheet
- 3 certificates

• FUNCTION TYPE A

- Inside:
  - Panic exit device to open
  - Key to close with the deadbolt
- Outside:
  - Key to operate the latch and the deadbolt

FUNCTION TYPE D

- Inside:
  - Panic exit device to open
  - key to close with the deadbolt
- Outside:
  - Key to close with the deadbolt
  - The handle can operate the latch bolt, with the deadbolt withdrawn

• FUNCTION TYPE B

- Inside:
  - Panic exit device to open
  - Key to close with the deadbolt and enable/disable the outside handle to operate the latch bolt
- Outside:
  - Key to close with the deadbolt and enable/disable the outside handle to operate the latch bolt

8	3	2	92	24	30	3,440	1	1	43825 30 0
8	3	2	92	24	35	3,440	1	1	43825 35 0
8	3	2	92	24	40	3,440	1	1	43825 40 0
8	3	2	92	24	45	3,440	1	1	43825 45 0

8	3	2	92	24	30	3,440	1	1	43835 30 0
8	3	2	92	24	35	3,440	1	1	43835 35 0
8	3	2	92	24	40	3,440	1	1	43835 40 0
8	3	2	92	24	45	3,440	1	1	43835 45 0



Type	Description	Spindle hole	Locking points	Throws	Centre Distance	Faceplate	Backset	Unit weight Kg	Pieces	ITEM			
										Type	Dim.	Hand	Fin.



- FOR 1- AND 2-LEAF DOORS
- Stainless steel flat faceplate 24x3 mm
- Adjustable latch bolt (11 to 17 mm) with antipicking system
- 1 lateral deadbolts
- Pair of nylon roses item 1.06012-01-0
- 8 mm nylon spacers (2 3 mm pcs and 1 2 mm pc)
- Fixing screws for lock, roses and cylinder
- Plug for closing the deadbolt hole on 1-leaf door
- Instruction sheet
- 3 certificates

**FUNCTION TYPE A**

- Inside:  
Panic exit device to open  
Key to close with the deadbolt
- Outside:  
Key to operate the latch and the deadbolt

**FUNCTION TYPE D**

- Inside:  
Panic exit device to open  
key to close with the deadbolt
- Outside:  
- Key to close with the deadbolt  
-The handle can operate the latch bolt, with the deadbolt withdrawn

**FUNCTION TYPE B**

- Inside:  
Panic exit device to open  
Key to close with the deadbolt and enable/disable the outside handle to operate the latch bolt
- Outside:  
Key to close with the deadbolt and enable/disable the outside handle to operate the latch bolt

**FUNCTION TYPE C**

- 30/40/45 backsets are replaced by series 43661
- Inside:  
Panic exit device to open  
Key to close with the deadbolt and enable/disable the outside handle to operate the latch
- Outside:  
- Key to close with the deadbolt and enable/disable the outside handle to operate the latch  
- The handle is always enabled while the key is in the hole, the handle is disabled when the key is removed

8	1	2	92	24	30	0,770	1	1	43225 30 0
8	1	2	92	24	35	0,800	1	1	43225 35 0
8	1	2	92	24	40	0,830	1	1	43225 40 0
8	1	2	92	24	45	0,860	1	1	43225 45 0

8	1	2	92	24	30	0,770	1	1	43235 30 0
8	1	2	92	24	35	0,800	1	1	43235 35 0
8	1	2	92	24	40	0,830	1	1	43235 40 0
8	1	2	92	24	45	0,860	1	1	43235 45 0

8	1	2	92	24	35	0,800	1	1	43236 35 0
---	---	---	----	----	----	-------	---	---	------------